






YEAR 4 CURRICULUM MAP

TERM 3 & 4 2025/26

<p>English:</p> <ul style="list-style-type: none"> ▪ Writing inspired by river-themed poetry. ▪ Structures of poems and their language features ▪ SPaG – Plural and possessive apostrophes, speech punctuation and irregular verbs ▪ Spellings ▪ Daily reading and weekly comprehension 	<p>Maths:</p> <ul style="list-style-type: none"> ▪ Multiplication & division ▪ Mental methods and efficient written methods for multiplication. ▪ Measure, length & perimeter – applying 2D shape learning from Year 3. <p>https://mathsframe.co.uk/en/resources/resource/477/Multiplication-Tables-Check</p>	<p>Science:</p> <ul style="list-style-type: none"> ▪ Solids, liquids and gases ▪ Understanding that most matter exists in one of three states. ▪ The properties of each state of matter. ▪ Simple particle theory. <p>Key website: https://www.bbc.co.uk/bitesize/articles/zngfp4j</p>	<p>RE:</p> <p>T3 - How important is it for Jewish people to do what God asks them to do? </p> <p>T4 – Is forgiveness always possible as a Christian? </p>
<p>Computing:</p> <ul style="list-style-type: none"> ▪ Programming ▪ Forming commands ▪ Testing commands ▪ Evaluating the effectiveness of the programme 	<p>E-Safety:</p> <p>At Bloxham CE Primary School, we recognise that E-Safety is ongoing in all Computing learning. We actively promote the importance of children keeping themselves safe online at school and at home and teach them the actions they can take in the event of a computing issue rising that causes them to be concerned.</p> 	<p>Geography:</p> <ul style="list-style-type: none"> ▪ Misty Mountain Windy River ▪ Classifying mountains according to their appearance. ▪ Rivers and their physical features. 	<p>PSHE – Jigsaw:</p> <p>T3 – Hopes and dreams</p> <ul style="list-style-type: none"> ▪ Aspirations, how to achieve goals and understanding the emotions that go with this. <p>T4 - Healthy Me</p> <ul style="list-style-type: none"> ▪ Being and keeping safe and healthy 
<p>French:</p> <p>We will be learning French vocabulary, relating to “Les Legumes” and creating market scenes using the language studied so far.</p> <p>We will also be learning vocabulary linked to “Je me Presente” (Presenting myself).</p>	<p>Art: Vista</p> <ul style="list-style-type: none"> ▪ Children will learn about the techniques used when composing landscape images such as colour and atmosphere <p>DT: Functional and Fancy Fabrics</p> <ul style="list-style-type: none"> ▪ Exploring how fabric products are used in the home ▪ Examining the relationship between functionality and decoration. ▪ Who was William Morris? 	<p>PE:</p> <ul style="list-style-type: none"> ▪ Fitness – explore and develop different areas of their health and fitness. ▪ Hockey – understanding the attacking and defending principles of invasion games, as well as the importance of fair play and following rules. ▪ Please make sure your child has a fully named kit in school every Monday morning. 	<p>Music:</p> <p>Following the Charanga programme, the children will:</p> <ul style="list-style-type: none"> ▪ Compose, perform and share a piece of music. ▪ Use musical terminology to appraise a piece of music. 