












**Be . Build . Become**

*'Encourage one another and build each other up.'* Thessalonians 5:11





## Ideas for Learning Activities in the Event of a School Closure

These optional activities are provided to support learning at home during an unexpected school closure. Children should choose activities that suit them and their family circumstances.



### EYFS






-  Create a winter or snowy day picture using a variety of materials.
-  Play outside if safe – build a snowman or explore winter weather.
-  Help prepare healthy food, such as making soup with an adult.
-  Listen to or read stories and talk about likes and dislikes.
-  Talk about snow and explore different forms of water (ice, water, snow).
-  Talk about how sledging works – what makes things move?
-  Discuss the weather, how it makes you feel and how seasons change.
-  Take a photograph of a winter scene and explain what you like about it.
-  Use a computer or tablet for suitable educational games.

General activities:









-  Revisit phonics sounds already learned.
-  Practise simple counting and number games.
-  Play board games such as Snakes and Ladders or Dominoes.
-  Revisit any learning that felt tricky before.

### KS1









-  Look out of your window and draw what you can see.
-  Play outside if safe – build a snowman or snow sculpture.

-  Help bake or prepare something healthy.
-  Write a short imaginative winter story, diary entry or newspaper article.
-  Explore different forms of water and make simple predictions.
-  Discuss how sledging works and why some surfaces are faster.
-  Talk about how winter weather affects people and daily life.








General activities:

-  Revisit phonics and spelling words already covered.
-  Continue with reading or spelling homework if set.
-  Practise alphabetical order.
-  Complete basic maths or problem-solving activities.
-  Practise times tables.
-  Carry out simple personal topic research.
-  Play maths games such as Snakes and Ladders or Dominoes.
-  Revisit any learning that felt tricky.

## KS2

-  Look out of your window and draw or sketch what you see.
-  Create a short script based on 'A Winter Story' and perform it.
-  Play outside if safe – build a snow sculpture or snowman.
-  Prepare or make something healthy to eat.
-  Write an imaginative winter story, diary entry or newspaper article.
-  Record and display daily measurements, such as temperature or snowfall.
-  Design a sledge – should it be fast or slow? Explain your choices.
-  Discuss how extreme weather affects society and how people can help those in need.

General activities:

-  Revisit spelling words already covered.
-  Continue with reading or spelling homework if set.
-  Practise alphabetical order and word meanings.
-  Complete maths or problem-solving activities.
-  Practise times tables.
-  Carry out personal topic research.
-  Revisit any learning that felt tricky.