

Welcome to Bloxham Primary School

Welcome meeting- July 2025






Meet the Team



Miss Drury
Class
Teacher
Mon-Thurs



Mrs O'Donnell
Higher level Teaching
Assistant-
Class teacher Fri



Mrs Pitson
Teaching
Assistant
Mon-Fri



Mrs McInerney
Teaching
Assistant-
Friday



Mr A
Foundation Stage
lead- not class
based



Understanding the reception year - Early Years curriculum

EARLY YEARS FRAMEWORK

Prime Areas

- Communication and Language
- Physical Development
- Personal, Social and Emotional Development

Specific Areas

- Literacy
- Mathematics
- Understanding the World
- Expressive Arts and Design

Characteristics of Effective Learning

- Playing and Exploring
- Active Learning
- Creating and Thinking Critically









Our day

	Monday	Tuesday	Wednesday	Thursday	Friday
AM	Phonics	Phonics	Phonics	Phonics	Phonics
AM	Literacy	Literacy	Maths	Maths	Maths
	<i>Continued learning time</i>				
AM	Collective worship	Letter formation	Key person time	Music	Key person time
	<i>Lunchtime</i>				
PM	Outdoor PE	Maths	Literacy	Indoor PE	Literacy
	<i>Continued learning time</i>				
PM	RE	Counting	Number formation	Jigsaw PSHE	Celebration Assembly

Our curriculum topics

<u>Term 1</u>	<u>Term 2</u>	<u>Term 3</u>	<u>Term 4</u>	<u>Term 5</u>	<u>Term 6</u>
Let's Explore	Marvellous Machines	Long Ago	Ready Steady Grow	Animal Safari	On the Beach
Build It Up	Puppets and Pop Ups	Stories and Rhymes	Signs of Spring	Creep, Crawl and Wriggle	Move It/ Moving On



Pre-planned termly topics / child led learning / significant events etc.



Assessment



Term 1 - Reception Baseline Assessment

- Provides the government with data to measure progress from reception to Year 6.
- No pass or fail. A snapshot starting point.
- 1:1 with each child.

Term 6 - Early Learning Goals – Early Years Foundation Stage Profile

- A year is a long time to get to our end goal!
- Support learning and development in small steps.
- Emerging or expected against each of the 17 areas of learning. Thorough handover to Year 1.



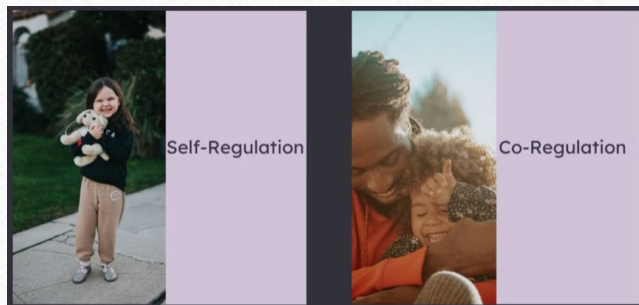
The reception year - a unique year

- Children encouraged to be more independent, level of detail about your child's day may be different.
- Key person system.
- Longer adult led sessions - whole class teaching where children are expected to focus on a shared experience for a longer period of time.
- Preparing for the future, building the foundations!



Supporting emotional regulation

- Self regulation – helping ourselves
- Co-regulation supporting your child with their feelings, we do this without realising.
- Become more conscious of how you co-regulate. Embed skills to help them self regulate.

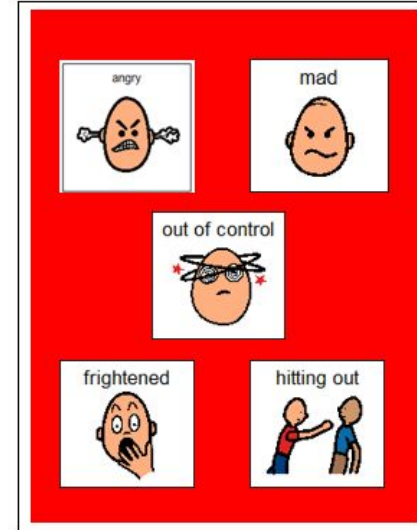


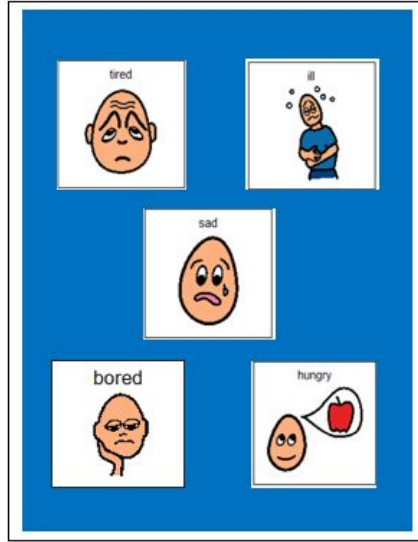


Model how you
self-regulate

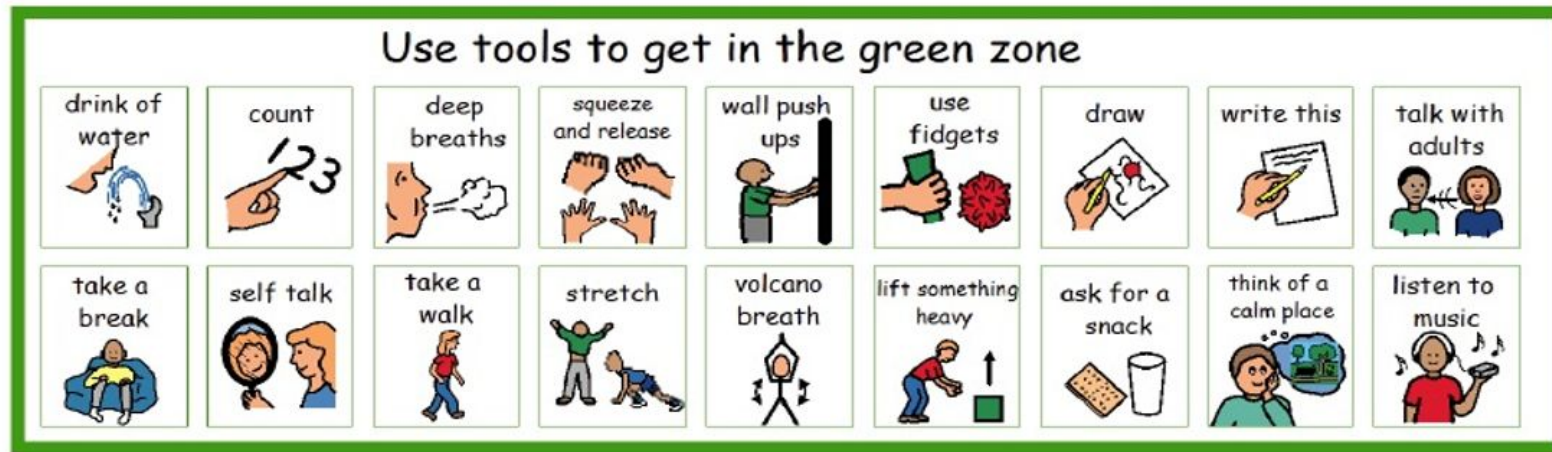
Review how it
went

Support them to
regulate

THE ZONES OF REGULATION™



Use tools to get in the green zone





Supporting physical development

- To sit still children need good control over their body.
- To learn they need to be able to focus.
- Value physical development opportunity - skipping, running, monkey bars, the park.
- Fine motor activities -
 - Play dough, painting, washing the car!



Children don't
learn to sit still
by practicing
sitting still!



What is Phonics?



- Mysterious word!
- Blend phonemes together form words.
- Sounds and skills taught explicitly and directly in a deliberately planned sequence.



Grapheme

A written letter or group of letters which represent a sound (phoneme).

Phoneme


The smallest unit of sound. Each sound within a word is a phoneme.





Pre-Phonics skills

- Print awareness - why, where and how text is used. Environmental print - packaging, signage, clothing, menus. Noticing and discussing.
- Modelling reading and writing and ensure they see you doing it. Track with your finger as you read.
- Read daily. Encourage your child to engage, recite back the story, mark make around the book you read.



Phonological Awareness

- Music and Movement
- Environmental Sounds
- Rhyme and Alliteration
- Identifying Phonemes
- Clapping Syllables
- Oral Blending



Early Maths

Key things to know and develop in the summer:

- Encourage children to recite numbers forwards, backwards and from different starting points.
- Subtilize (recognising amounts on sight)
- Counting, skips, hops
- Explore pattern
- Use shape in play, compare shape
- Board games- snakes and ladders, Orchard toys all support early maths skills.
- Have fun!



Drop off and pick up



- FS school day 8.40am - 3.10pm
- Enter and exit from door on the playground.
- Encourage independence.

Uniform and PE kit

- Can be purchased from lots of local supermarkets.
- Embroidered jumpers available online at Cross Embroidery.
- Please name everything! Shoes, book bag, water bottle, hats, gloves.
- Wellies, change of clothes.
- Lost property box will go out at the end of every half term.
- PE kit- we won't start changing for PE until January - wait to buy to allow for growth.

Communicating with us

- Via the main school office 01295 720 224
- Avoid drop off where possible
- Parents evenings (x2) and reports 3 x annually
- Keep your eye on the website and the school newsletter.
- Open classrooms and stay and play sessions.
- Opportunities to come and work with us. Secret storyteller, on trips, sharing knowledge etc.
- Seesaw to share snapshots of our learning.

The Seesaw logo is displayed in a purple, sans-serif font. It is positioned in the bottom right corner of the slide, within a white rectangular box.

Lunches and snack

- School lunches available for free via Fresh start.
- Packed lunches if you choose to.

Please do not include:

- Chocolate
- Sweets
- Anything nut based e.g. Nutella, peanut butter, pesto.

- We provide a daily fruit snack, water and milk available.


The logo for 'Fresh Start' is displayed in a teal, sans-serif font. The text is centered within a rectangular area that has a light brown, wood-grain texture. The background of the entire slide is a solid light brown color, matching the texture of the logo's background.

Fresh Start



Preparing yourself

- Put on a brave face, your child will sense your worries.
- Get the start date in your diary (Tuesday 2nd September).
- Put the phone number in your contacts.
- Know where to drop off/pick up and when.
- Make lunch decisions.
- Let the school know any SEND early on.
- Think about before and after school provision.



Any questions please do ask!

