


Understanding the World – Let’s Explore

In the Let’s Explore project, your child will explore their class environment and school grounds so that they feel settled and happy in their new surroundings. They will learn about the local environment and find out about places they have visited. They will look at and create maps for journeys.



Build it Up

In the Build It Up project, your child will explore structures in the world around them. They will learn about materials and their properties, and will have the chance to work independently and in groups to design and make marvellous structures. We will link this with texts such as The Three Little Pigs and What We'll Build by Oliver Jeffers.

Religious Education – Christianity

Our key question is 'What makes people special?' This term we will be talking about people who are special to us. We will begin by talking about people at our home, in our local community and at other special places such as churches. We will discuss what makes a 'role model' and think about people who help us.



Be . Build . Become

English

We work towards our Literacy and Reading 'Early Learning Goals' through our learning experience topics (this term 'Let's Explore' and 'Build It Up') and we take every opportunity to explore as many books as possible related to them. Here are just a handful of the books that we will be enjoying together this term:

- Where the Wild Things Are by Maurice Sendak
- Where's Spot by Eric Hill
- We're Going on a Bear Hunt by Michael Rosen
- In Every House on Every Street by Jess Hitchman

We will also be fostering a love of nursery rhymes and traditional tales, exploring rhyme and learning as much new story language and vocabulary as possible.

Mathematics

The key areas of Maths learning we will be exploring this term are:



- **Numbers to 5** – This unit focuses on children's ability to recognise, represent and manipulate numbers to 5. Children begin by counting groups of objects up to 3, then 4, before looking at 5. We'll introduce a five frame to help structure the counting and reasoning.
- **Comparing groups within 5** – This unit focuses on comparing two groups of objects and correctly identifying which has more, fewer or whether they have the same amount, using matching, representing and subitising strategies.
- **Shape (2D and 3D)** - Children will discover the characteristics and attributes of shapes through play.

Term 2 will begin with exploring the concept of 1 more and 1 less and addition within 5.

Physical Development

Our introduction to PE will begin with getting used to venturing to the hall to explore different ways we can move and manipulate our bodies. We will develop listening skills, work as part of a team and explore ways of moving in a range of games. We'll also be incorporating some of the NHS Fizzy Physio programme into our PE lessons to help lay the foundations for developing gross motor skills and strengthening our hands and arms.

Personal Social and Emotional Development

For our first term together we will be looking at the Zones of Regulation and using this to talk about our emotions, noticing when we are in each of the different zones and learning strategies for getting ourselves back into the 'green'.



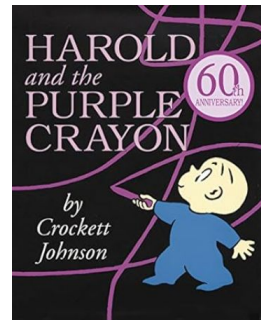



Home Learning Opportunities

“What is just one thing I can do with my child at home to help them on their learning journey?”

“Stories!” – Read them, sing them, tell them, look at them, enjoy them, celebrate the joy in stories in all their magical forms!

If however you'd like more ideas, you could:

1. **Go outside for a walk** and use your senses. Make a list or draw pictures of the things you see, hear, smell and touch on your walk.
2. **Think of a journey that you make regularly.** This could be a journey to school or a trip to the shops. Talk about all the places you pass. **Draw a map to show the route you take** and the places you see along the way.
3. **Talk about the places you like to visit** in your local community. Draw your favourite place and explain why it is good to visit - Why do you like to visit this place? What activities do you do there?
4. Choose a place to **go for a picnic** and make a list of the food you will take.
5. **Look at photographs** of holidays or trips you have taken and choose a favourite - Where did you go? How did you get there? Who did you go with? What activities did you do?



Useful websites

Google Earth

Ranger Hamza and the Ramblers – BBC iPlayer

Good reads

Title	Author	ISBN
Mr Gumpy's Outing	John Burningham	9780099408796
In Every House, on Every Street	Jess Hitchman	9781788814072
We're Going on a Bear Hunt	Michael Rosen	9780744523232
Harold and the Purple Crayon	Crockett Johnson	9780007464371

