






Learning Experience – On the Beach

We will explore beaches and coastlines and learn about animals that live in rock pools and on the seashore. We will delve into days out at the beach and compare their own experiences with beach holidays in the past. We will learn about the animals that live in the sea and find out about worldwide seas and oceans. The importance of looking after the environment to keep living things safe will be key as we learn about the problem of ocean plastics and in finding out about people who help us, we will learn about staying safe at the beach.



Moving On

In the Moving On project, your child will explore how they have grown and changed through the year. They will celebrate their successes and reflect on what they have learned and how they have developed. The project prepares your child for the next step of their learning as they move into Year 1.

Religious Education – Christianity

Our key question is 'What makes places special?'

Our theme will be 'Special Places' and we will be looking at places that are special to people of the Christian, Islamic and Jewish faiths. We first begin with exploring homes around the world and our favorite places in our own homes before learning about Churches, Mosques and Synagogues.



Be . Build . Become

English

We work towards our Literacy and Reading 'Early Learning Goals' through our learning experience topics (this term 'On the Beach' and 'Moving On') and we take every opportunity to explore as many books as possible related to them. Here are just a handful of the books that we will be enjoying together this term:

- Clem and Crab by Fiona Lumbers
- Somebody Swallowed Stanley by Sarah Roberts
- Ten Little Pirates by Mike Brownlow
- Tiddler by Julia Donaldson
- Who's Hiding at the Seaside by Katherine McEwen

We will continue with daily Phonics sessions following the Read Write Inc Phonics scheme progression and each child's learning will be determined by their own level of attainment.

Mathematics

The key areas of Maths learning we will be exploring this term are:

Counting with Purpose

We'll explore *why* we count – to find out "how many" – and focus on *cardinality* (the idea that the last number counted tells us the total). Children will practise counting forwards and backwards, spotting missing numbers, and confidently counting beyond 20. We'll also notice patterns in our number names – especially tricky ones like the 'teen' and '-ty' numbers.

Subitising & Visualising Numbers

Children will develop their subitising skills (recognising amounts without counting) using familiar patterns like dice and ten-frames. We'll explore doubles (like 3 + 3) and structured arrangements to help children 'see' numbers in their minds. These activities build confidence in number and lay strong foundations for later calculation.

Composing Numbers – "5 and a Bit"

We'll explore how numbers are made up of parts. Children will use fingers, dice, and ten-frames to investigate how numbers like 6, 7, 8 and 9 can be seen as "5 and a bit". This will help them begin to recall number bonds and talk about different ways to make a number.

Finally, we'll use track games, number lines and dice to compare numbers and explore their order. Children will use the language of *more than*, *less than*, and *equal to*, and begin to develop their own 'mental number lines' – an essential building block for future maths learning.

Home Learning Opportunities

“What is just one thing I can do with my child at home to help them on their learning journey?”

“Stories!” – every time! Read them, sing them, tell them, look at them, it doesn’t matter, just celebrate the joy of stories in all their magical forms!

If however, you’d like more ideas, you could:

- **Beach Chat & Draw** - Look at beach photos or visit a beach. Talk about favourite activities and what’s needed for a fun, safe trip. Draw and label the items you’d pack.
- **Rockpool Discovery** - Watch a child-friendly video on UK rockpool creatures (e.g. crabs, starfish, prawns) – check National Geographic, BBC Teach or You Tube Kids. Draw and label some of the animals you learn about.
- **Ocean Animal Research** - Choose a fascinating sea creature like a blue whale or manta ray. Find and share three fun facts about your chosen animal.
- **Underwater Artwork** - Create an under the sea picture. Use paints, collage, drawing or computer software. Include sea creatures and plants in your design.

Useful websites

Andy’s Aquatic Adventures on BBC iPlayer

Google Earth

25 Sea Creatures You Can Find Rock Pooling in the UK! on YouTube

Good reads

Title	Author	ISBN
Who’s Hiding at the Seaside?	Katherine McEwen	9781788002349
Somebody Swallowed Stanley	Sarah Roberts	9781407195100
Lucy and Tom at the Seaside	Shirley Hughes	9781782955160
Tiddler	Julia Donaldson	9781407170756
Clem and Crab	Fiona Lumbers	9781783449149
The Night Pirates	Peter Harris	9781405211611

